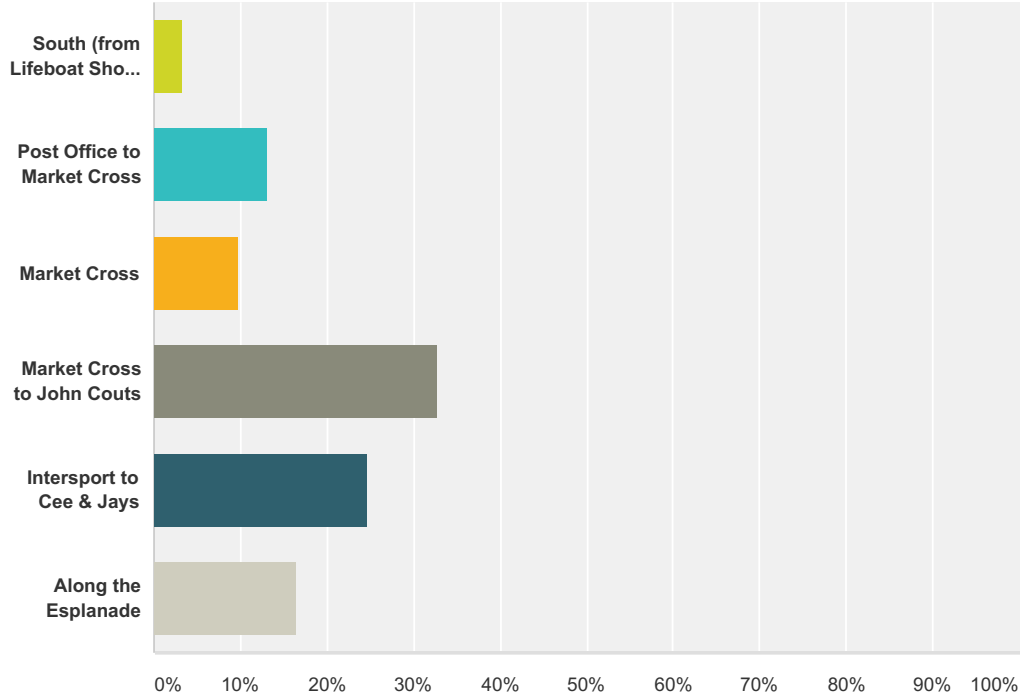


**Q1 Which area of Commercial Street is your business located ? (if your business is in a lane, state the area where lane joins Commercial Street)**

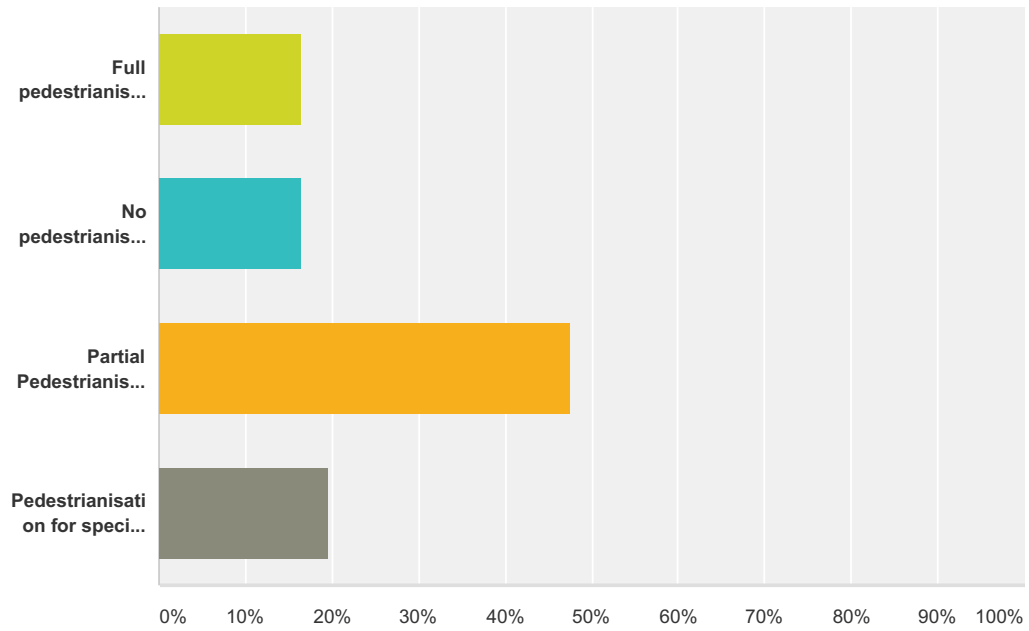
Answered: 61 Skipped: 0



Answer Choices	Responses
South (from Lifeboat Shop towards Bain's Beech)	3.28% 2
Post Office to Market Cross	13.11% 8
Market Cross	9.84% 6
Market Cross to John Coutts	32.79% 20
Intersport to Cee & Jays	24.59% 15
Along the Esplanade	16.39% 10
<b>Total</b>	<b>61</b>

## Q2 Are you in favour of:

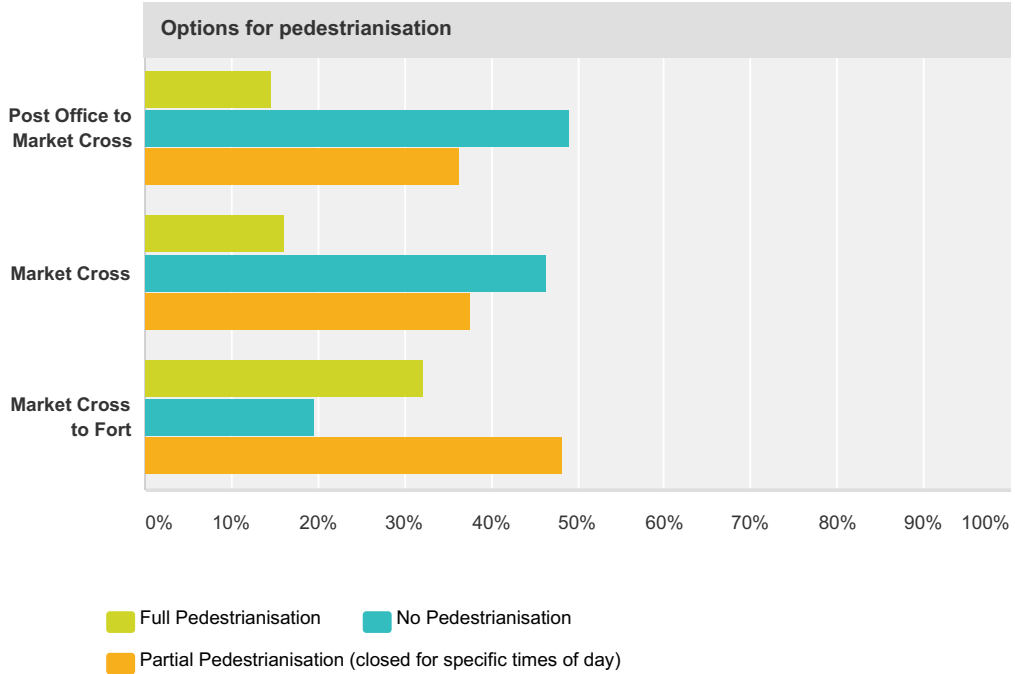
Answered: 61 Skipped: 0



Answer Choices	Responses
Full pedestrianisation of Commercial Street (from Church Road to Fort Chip Shop)	16.39% 10
No pedestrianisation of Commercial Street	16.39% 10
Partial Pedestrianisation during specific times or for specific areas of Commercial Street	47.54% 29
Pedestrianisation for special events	19.67% 12
<b>Total</b>	<b>61</b>

**Q3 Pedestrianisation (Retaining access for Blue Badge Holders) \* Note there is no option to split Market Cross to Fort area due to bollards at Burns Walk.**

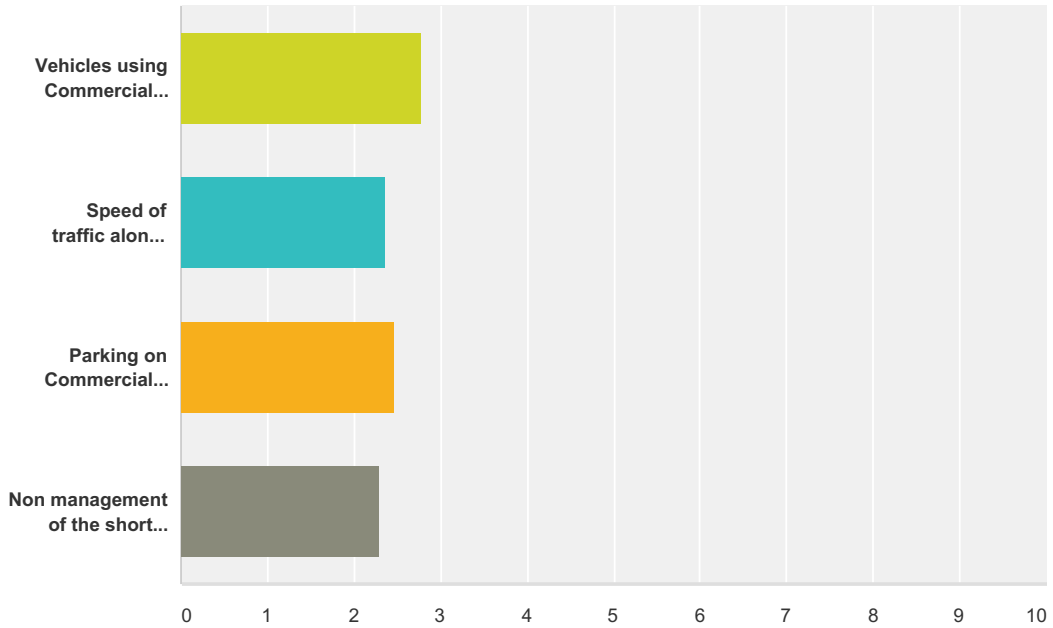
Answered: 59 Skipped: 2



Options for pedestrianisation				
	Full Pedestrianisation	No Pedestrianisation	Partial Pedestrianisation (closed for specific times of day)	Total
Post Office to Market Cross	14.55% 8	49.09% 27	36.36% 20	55
Market Cross	16.07% 9	46.43% 26	37.50% 21	56
Market Cross to Fort	32.14% 18	19.64% 11	48.21% 27	56

### Q4 Rate the problems you see with traffic and parking on Commercial Street

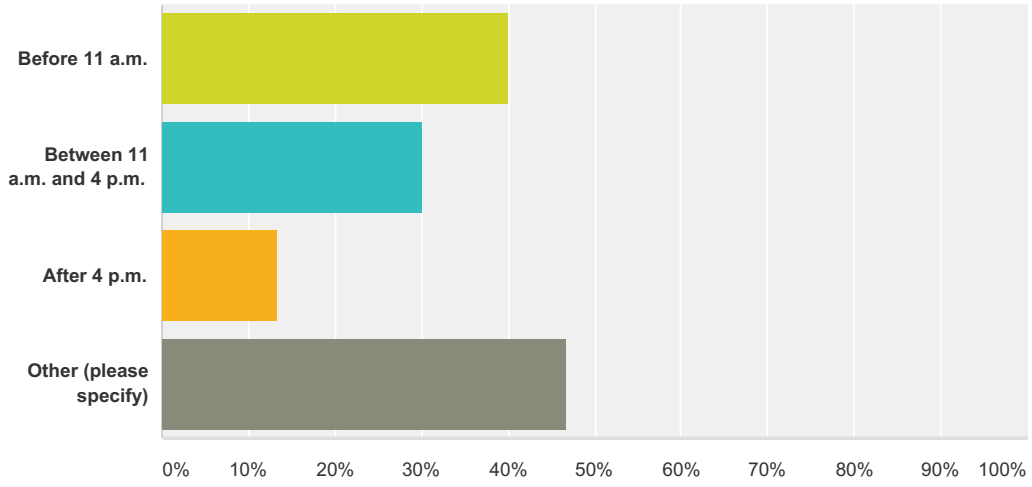
Answered: 57 Skipped: 4



	1	2	3	4	Total	Score
Vehicles using Commercial Street during periods of pedestrianisation	38.78% 19	22.45% 11	16.33% 8	22.45% 11	49	2.78
Speed of traffic along Commercial Street	28.57% 14	16.33% 8	16.33% 8	38.78% 19	49	2.35
Parking on Commercial Street	8.00% 4	42.00% 21	38.00% 19	12.00% 6	50	2.46
Non management of the short stay parking spaces	23.64% 13	14.55% 8	29.09% 16	32.73% 18	55	2.29

### Q5 What time of day do you receive deliveries to your premises? (Week Days Only)

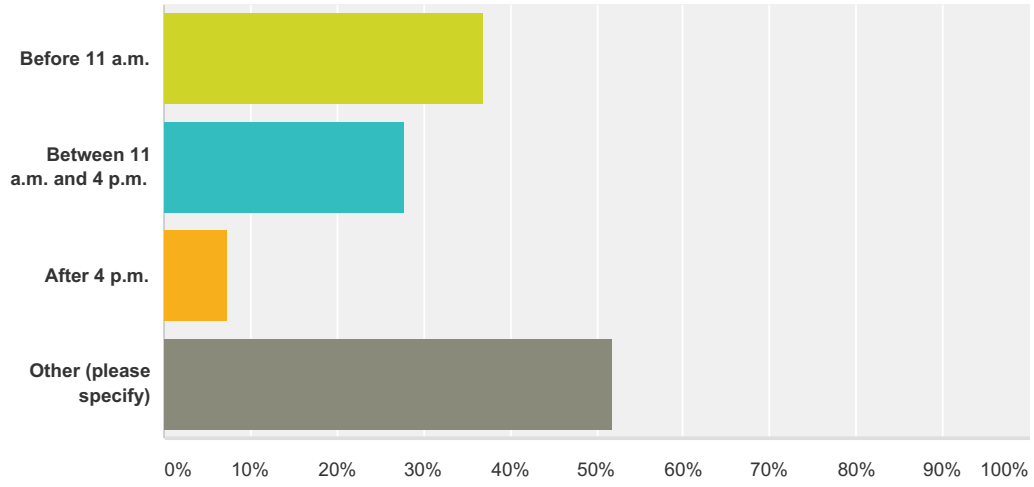
Answered: 60 Skipped: 1



Answer Choices	Responses
Before 11 a.m.	40.00% 24
Between 11 a.m. and 4 p.m.	30.00% 18
After 4 p.m.	13.33% 8
Other (please specify)	46.67% 28
<b>Total Respondents: 60</b>	

### Q6 What time of day do you receive deliveries to your premises? (Weekend Only)

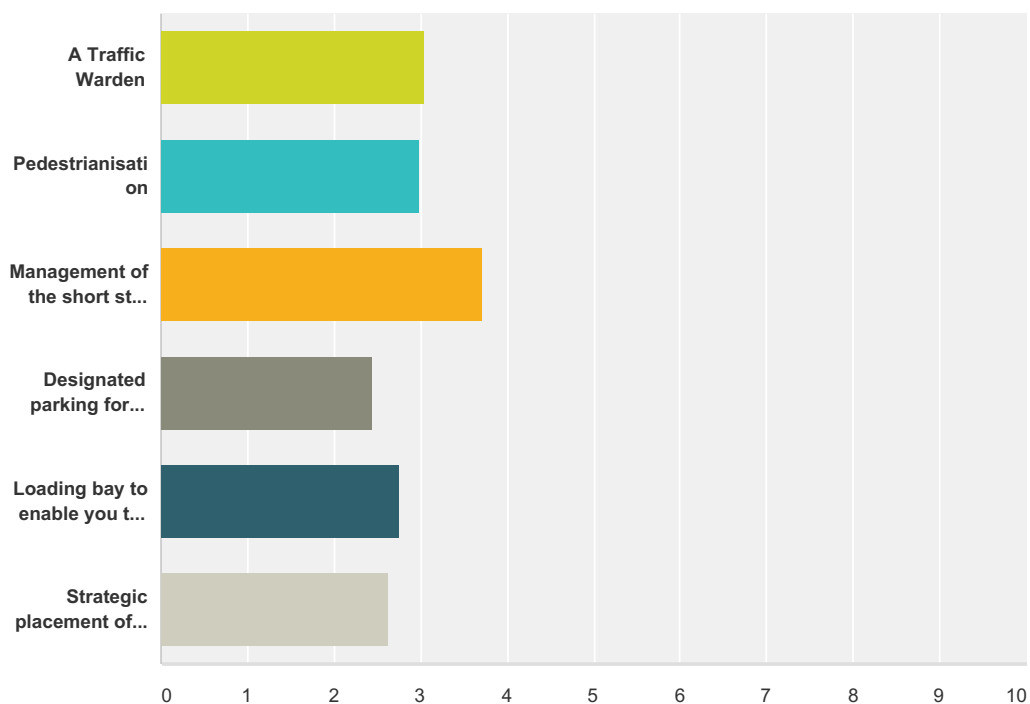
Answered: 54 Skipped: 7



Answer Choices	Responses
Before 11 a.m.	37.04% 20
Between 11 a.m. and 4 p.m.	27.78% 15
After 4 p.m.	7.41% 4
Other (please specify)	51.85% 28
<b>Total Respondents: 54</b>	

### Q7 How important is it to you that we work to address the following for Lerwick Town Centre

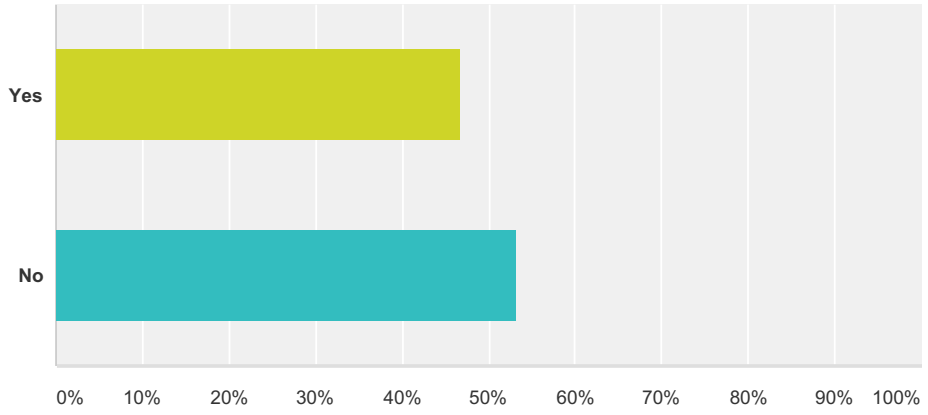
Answered: 61 Skipped: 0



	Not important	Moderately important	Not sure	Important	Very important	Total	Weighted Average
A Traffic Warden	21.67% 13	26.67% 16	5.00% 3	18.33% 11	28.33% 17	60	3.05
Pedestrianisation	25.42% 15	18.64% 11	10.17% 6	23.73% 14	22.03% 13	59	2.98
Management of the short stay spaces	10.17% 6	15.25% 9	3.39% 2	35.59% 21	35.59% 21	59	3.71
Designated parking for staff	47.46% 28	10.17% 6	10.17% 6	15.25% 9	16.95% 10	59	2.44
Loading bay to enable you to deliver goods to your customers' vehicles	32.79% 20	16.39% 10	14.75% 9	14.75% 9	21.31% 13	61	2.75
Strategic placement of planters to deter parking	32.79% 20	19.67% 12	14.75% 9	16.39% 10	16.39% 10	61	2.64

### Q8 Do you believe your customers need vehicular access to the door of your business?

Answered: 60 Skipped: 1



Answer Choices	Responses	
Yes	46.67%	28
No	53.33%	32
<b>Total</b>		<b>60</b>

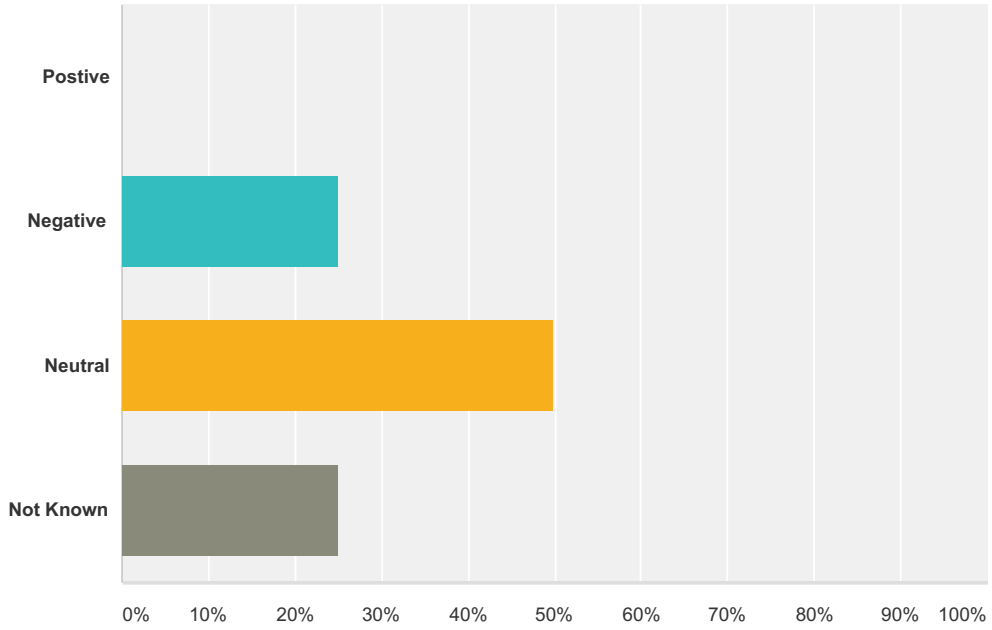


**Q9 Why is it important for your customers to have vehicular access right to the door of your business?**

Answered: 33 Skipped: 28

**Q10 What effect has the introduction of the bollards at the Clydesdale Bank had on your trade?**

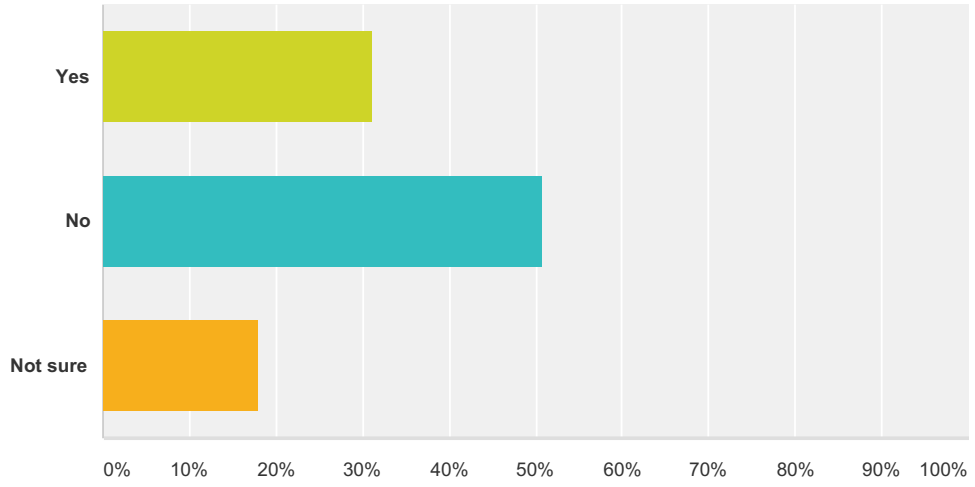
Answered: 60 Skipped: 1



Answer Choices	Responses
Postive	0.00% 0
Negative	25.00% 15
Neutral	50.00% 30
Not Known	25.00% 15
<b>Total</b>	<b>60</b>

**Q11 Do you believe your trading income would be negatively affected if further pedestrianisation were to be enforced?**

Answered: 61 Skipped: 0



Answer Choices	Responses	
Yes	31.15%	19
No	50.82%	31
Not sure	18.03%	11
<b>Total</b>		<b>61</b>

**Q12 Please describe any other traffic related problems you are aware of.**

Answered: 37 Skipped: 24

**Q13 Please describe any other ways to improve traffic management in the area.**

Answered: 37 Skipped: 24